
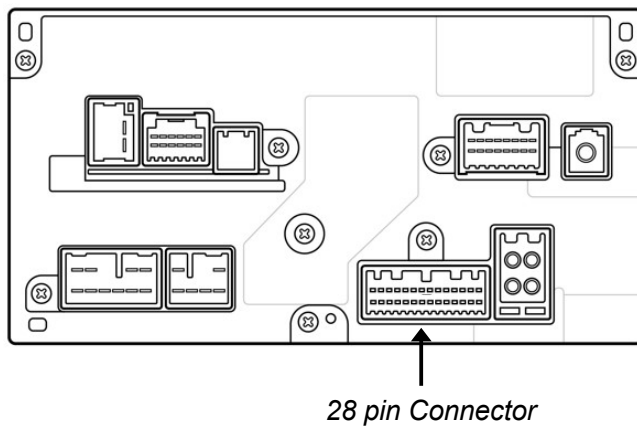


The APVTY16 harness is designed to be used in conjunction with our APVTY14C or the APVTY12C reverse camera kits. It adds a reverse gear trigger to early model Toyota OE units where a reverse trigger is missing in the original 28 pin connector (*Fig 1*).



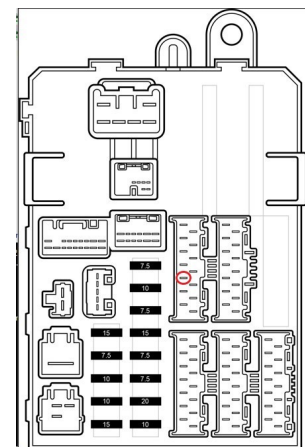
*Fig 1*

Disconnect the original 28 pin connector harness.

Replace the existing 28 pin connector with the APVTY16 connector.

Reconnect the original 26 pin connector to the APVTY16 patch wire connector

Extend the loose labeled Violet/White Trace wire to the factory interior fuse box and securely connect it to the factory red with white trace reverse output wire (*Fig 2*).



*Fig 2*

*Interior Fuse Box*

Vehicle Reverse Gear Signal  
(Red/White Trace)

### TECHNICAL ASSISTANCE

If you need assistance setting up or using your Aerpro product now or in the future, call Aerpro Support.

Australia

TEL: 03 – 8587 8898

FAX: 03 – 8587 8866

Mon-Fri 9am – 5pm AEST

Please retain this user guide for future reference.



Scan the QR  
code for product  
information

**AERPRO.COM**

