

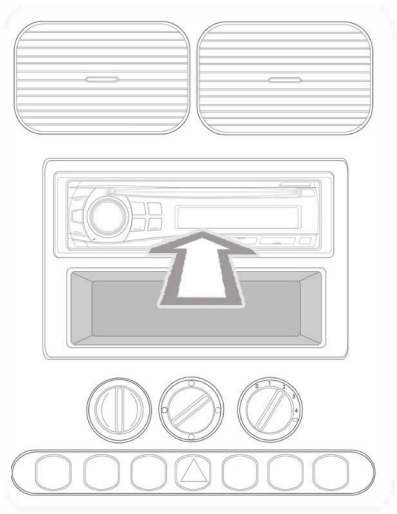
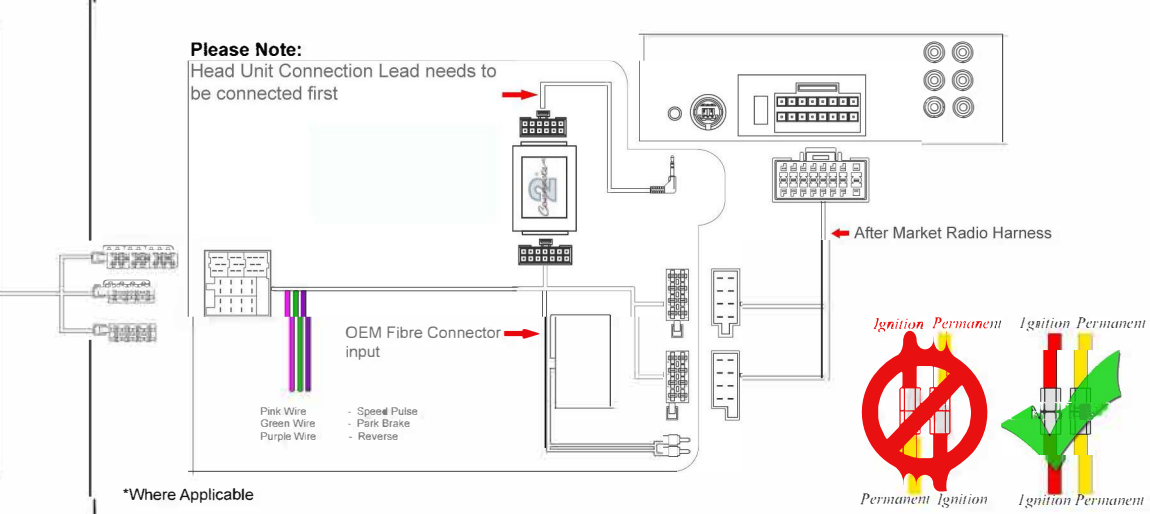
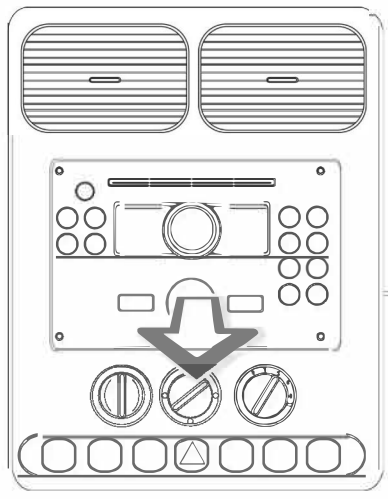
Installation Guide

powered by



Part No: CHPS5C

Porsche Can-Bus Steering Wheel Control Interface



Vehicle Compatibility:

For Vehicle Compatibility visit <https://aerpro.com/CHPS5C>

Steering Wheel Control Functions



- 1 Volume Up
Volume Down
Mute - Push Button (if available)
- 2 Source
- 3 Pick up



- 1 Track Up
Track Down
Band - Push Button (if available)
- 2 No function
- 3 Hang up

Note for Installing a Sony head unit
Disconnect the interface from the vehicle. Open the interface box and ensure dipswitch 4 on the PCB is set to off.

* Note All Dates are guide lines only as specifications of vehicles change